


SSP-T7-F



FEATURES

- Ultra thin type with height 1.4mm max.
- SMD type suitable for automatic & high density surface mounting.
- Plastic mold package containing highly reliable tubular type quartz crystal.
- Excellent shock and heat resistance.
- RoHS directive compliant.

APPLICATIONS

Cellular Phones, PDA, DSC, Car Audio, GPS Module, FM Tuner Module, ZigBee, Glucose Meter, Payment Terminal, Clock Source for Micro-Computers, Portable Applications etc.

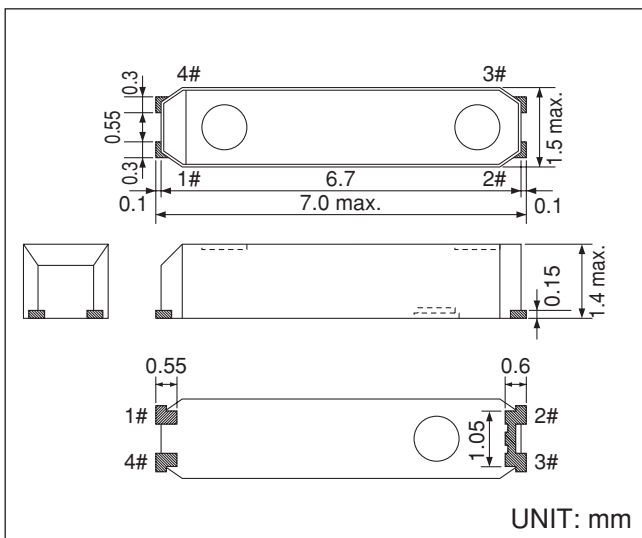
STANDARD SPECIFICATIONS

Conditions without notice (Temperature: +25±2°C, DL: 0.1μW)

Item	Symbol	Specifications	Conditions / Notes
Nominal Frequency	f_nom	32.768kHz	
Frequency Tolerance	f_tol	±20 x 10 ⁻⁶ , ±50 x 10 ⁻⁶	
Turnover Temperature	Ti	+25±5°C	
Parabolic Coefficient	B	(-3.5±1.0) x 10 ⁻⁸ /°C ²	
Load Capacitance	CL	7.0 pF / 12.5pF	
Motional Resistance (ESR)	R ₁	65kΩ max.	
Absolute Maximum Drive Level	DLmax	1μW	
Level of Drive	DL	0.1μW	
Shunt Capacitance	C ₀	0.8pF typ.	
Frequency Ageing	f_age	±3 x 10 ⁻⁶	+25±3°C, First Year
Operating Temperature	T_use	-40°C to +85°C	
Storage Temperature	T_stg	-55°C to +125°C	Piece part basis

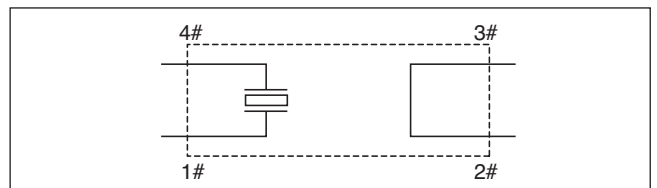
DIMENSIONS

SSP-T7-FL / SSP-T7-F



INTERNAL LEAD CONNECTION

SSP-T7-FL / SSP-T7-F



RECOMMENDED SOLDERING PATTERN

SSP-T7-FL / SSP-T7-F

